

# PASSTCERT

QUESTION & ANSWER

Higher Quality  
Better Service!

We offer free update service for one year  
[HTTP://WWW.PASSTCERT.COM](http://www.passtcert.com)

**Exam** : **210-060**

**Title** : Implementing Cisco  
Collaboration Devices v1.0

**Version** : DEMO

1.Which two technologies comprise a Cisco Presence deployment? (Choose two.)

- A. Cisco Unified Presence Server
- B. Cisco Unity Connection
- C. Cisco Unified Communications Manager
- D. Active Directory
- E. Cisco Unified Border Element
- F. Cisco Expressway

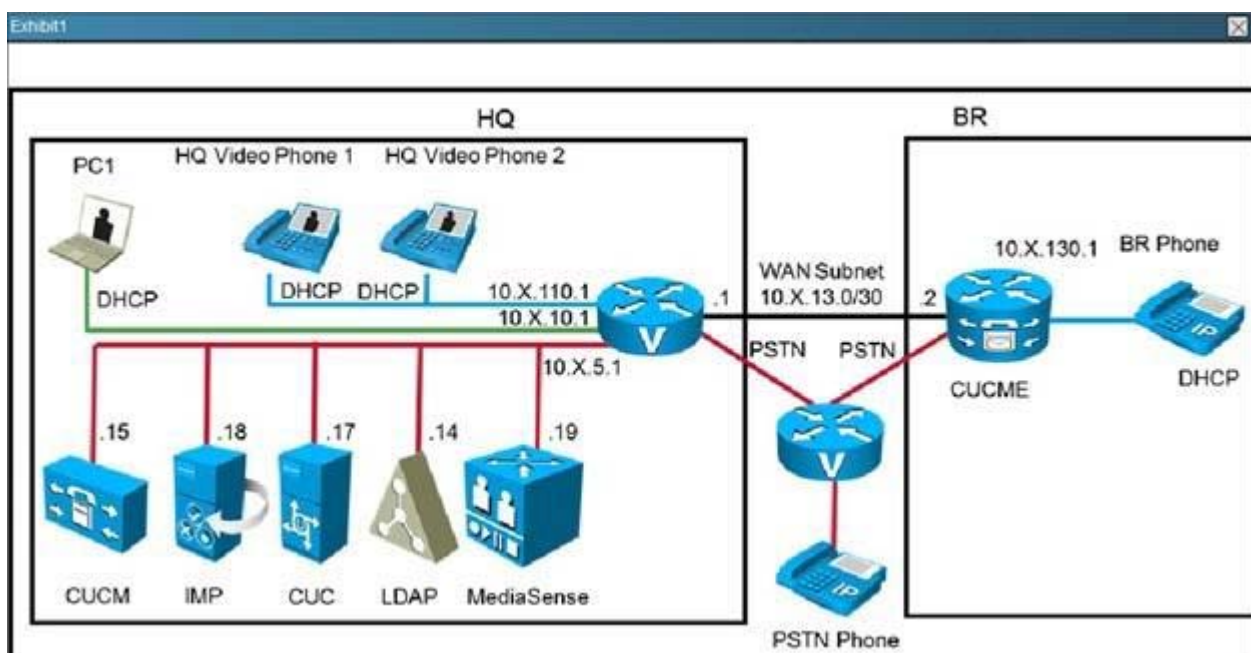
**Answer:** AC

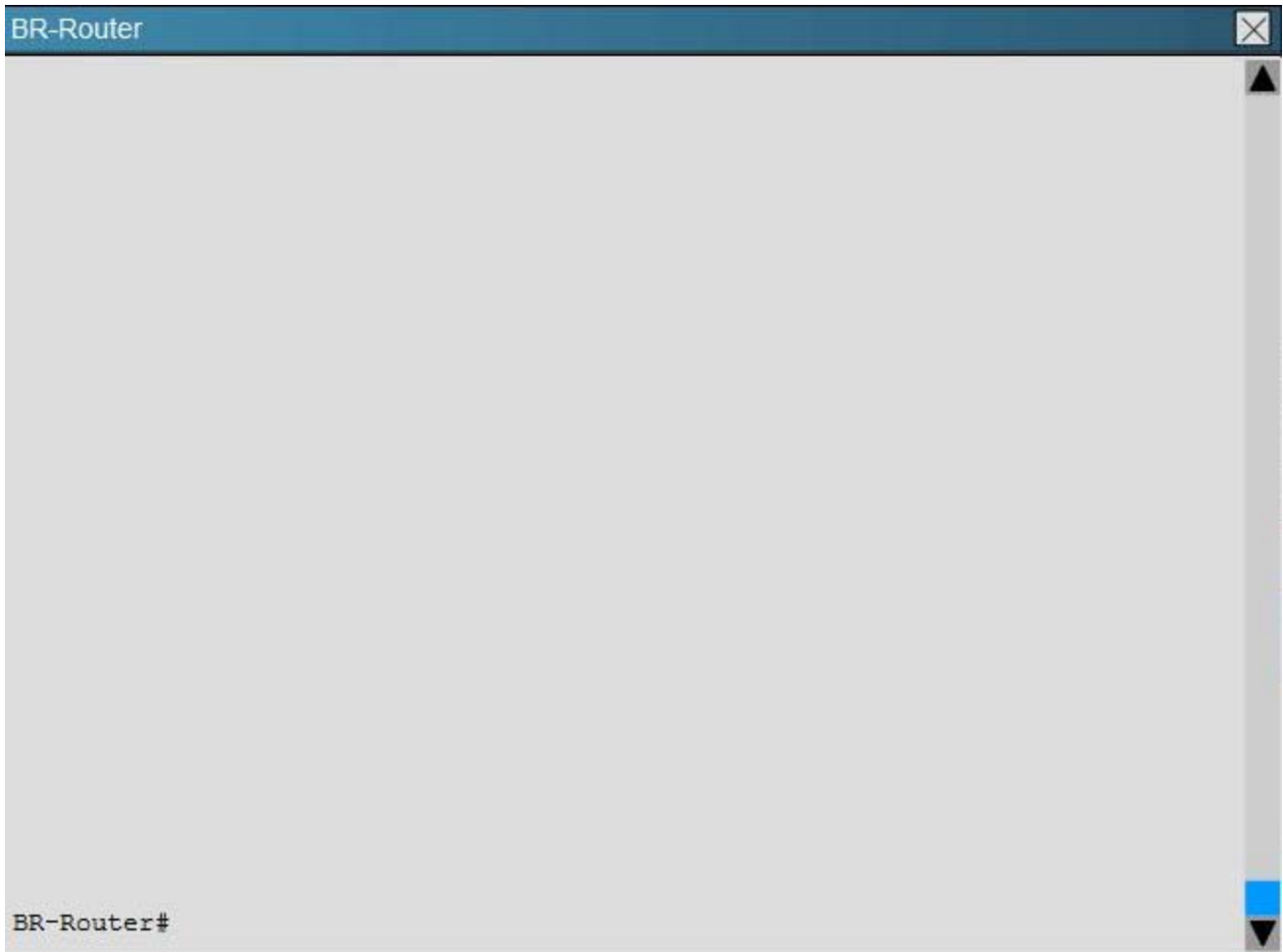
2.Which three network elements are crucial when deploying VoIP devices? (Choose three.)

- A. Round-trip time
- B. QoS markings
- C. Bandwidth
- D. Ethernet
- E. Fibre
- F. Token ring

**Answer:** ABC

3.Use the router console to view the configuration and answer the question.





When a call is placed from the Branch Router phone to the PSTN number of 914085551212, the call is failing.

What dial-peer is supposed to be used and why is the call failing? Select 2 (two)

- A. dial-peer voice 910 pots
- B. dial-peer voice 9 pots
- C. dial-peer voice 9001 voip
- D. destination pattern is incorrect
- E. prefix is missing from the dial-peer
- F. the port assignment is incorrect in the dial-peer
- G. the port number is missing in the dial-peer

**Answer:** BF

**Explanation:**

The dial 9, 910, and 9001 dial peer configurations are shown below:

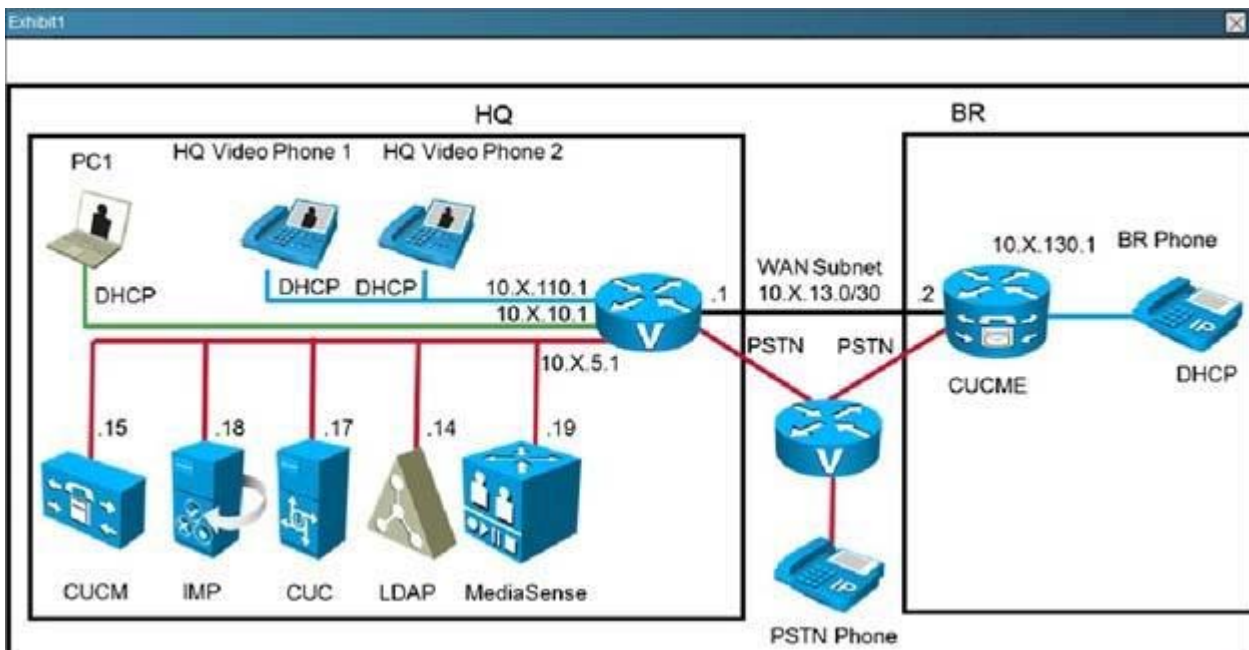
```
!  
dial-peer voice 9 pots  
  description Local PSTN Calls  
  destination-pattern 9[1-9]T  
  port 0/0/0:12  
!  
dial-peer voice 900 pots  
  description International  
  destination-pattern 900T  
  port 0/0/0:15  
  prefix 900  
!  
dial-peer voice 910 pots  
  description National  
  destination-pattern 9[1-9]T  
  port 0/0/0:15  
  prefix 0  
!
```

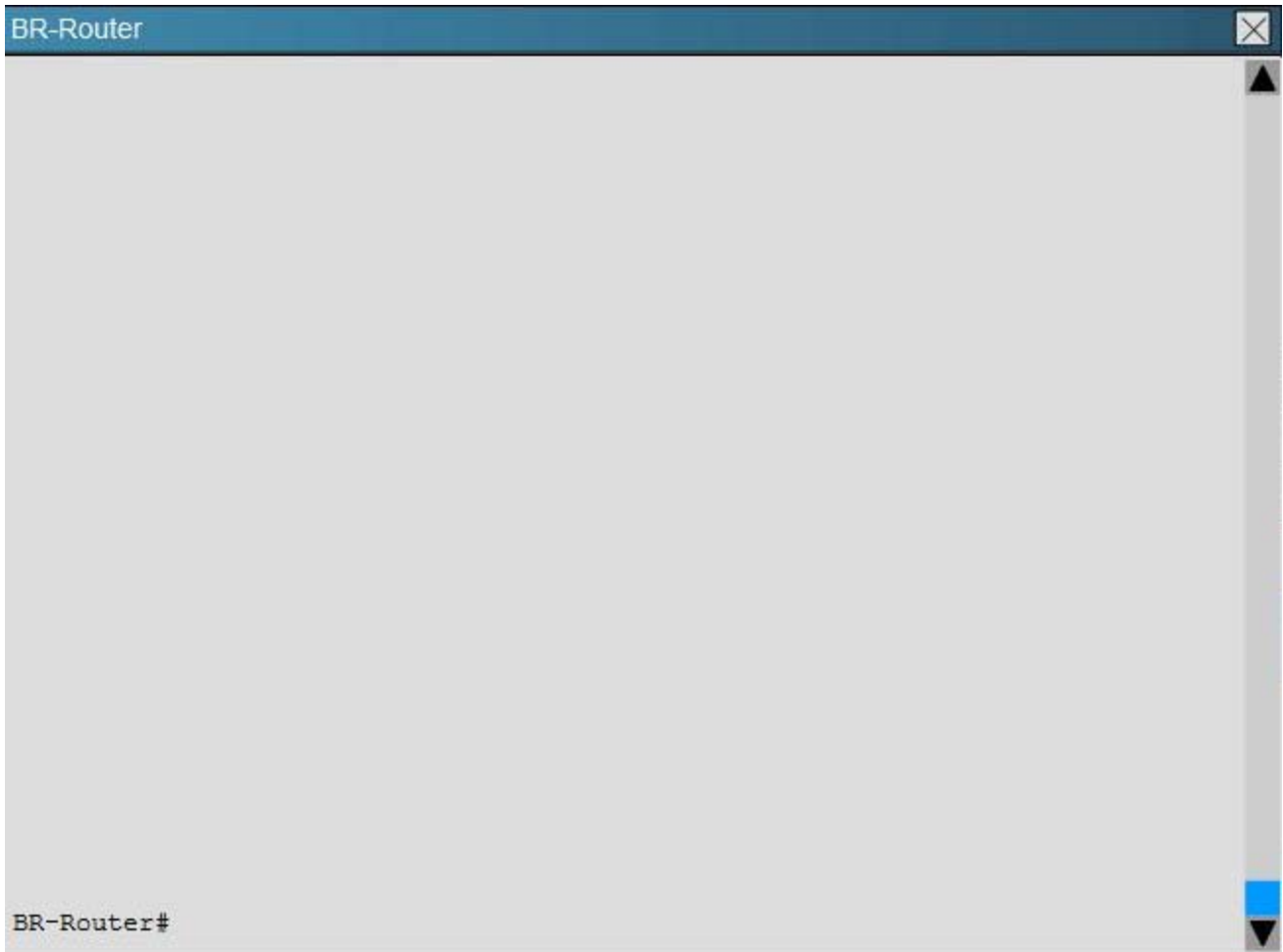
```
dial-peer voice 9001 voip  
  translation-profile outgoing BR2out  
  destination-pattern 90012012012...  
  session protocol sipv2  
  session target ipv4:10.1.5.15  
  dtmf-relay sip-notify  
  no vad
```

Here we see that dial peer 9 and 910 match the same destination pattern, but 9 will be used first. However, the port used should be 0/0/0:15 not 0/0/0:12.

```
interface Serial0/0/0:15
no ip address
encapsulation hdlc
isdn switch-type primary-net5
isdn incoming-voice voice
no cdp enable
!
```

4. Use the router console to view the configuration and answer the question.





Emergency calls from a Branch router phone is failing. From the router configuration information provided, why is this call failing?

- A. The dial-peer port assignment is incorrect
- B. the digit string prefix is missing
- C. The destination pattern is incorrect
- D. digit stripping needs to be performed

**Answer: C**

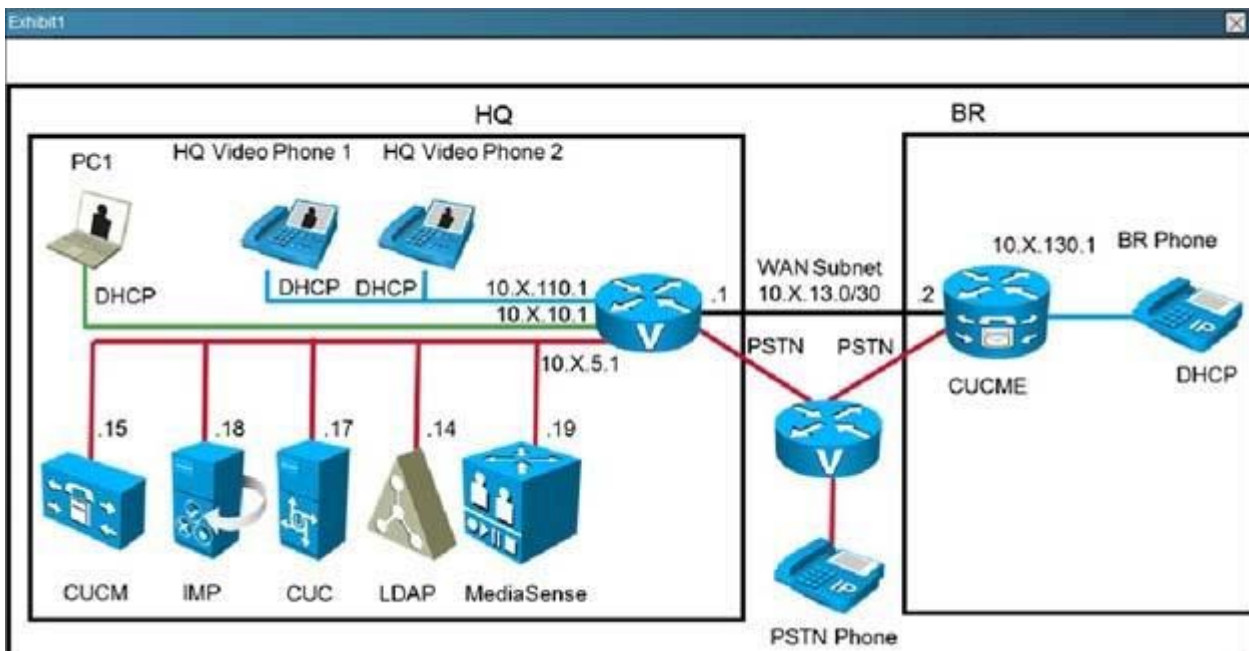
**Explanation:**

The emergency dial peer configuration is shown below from the Branch routers:

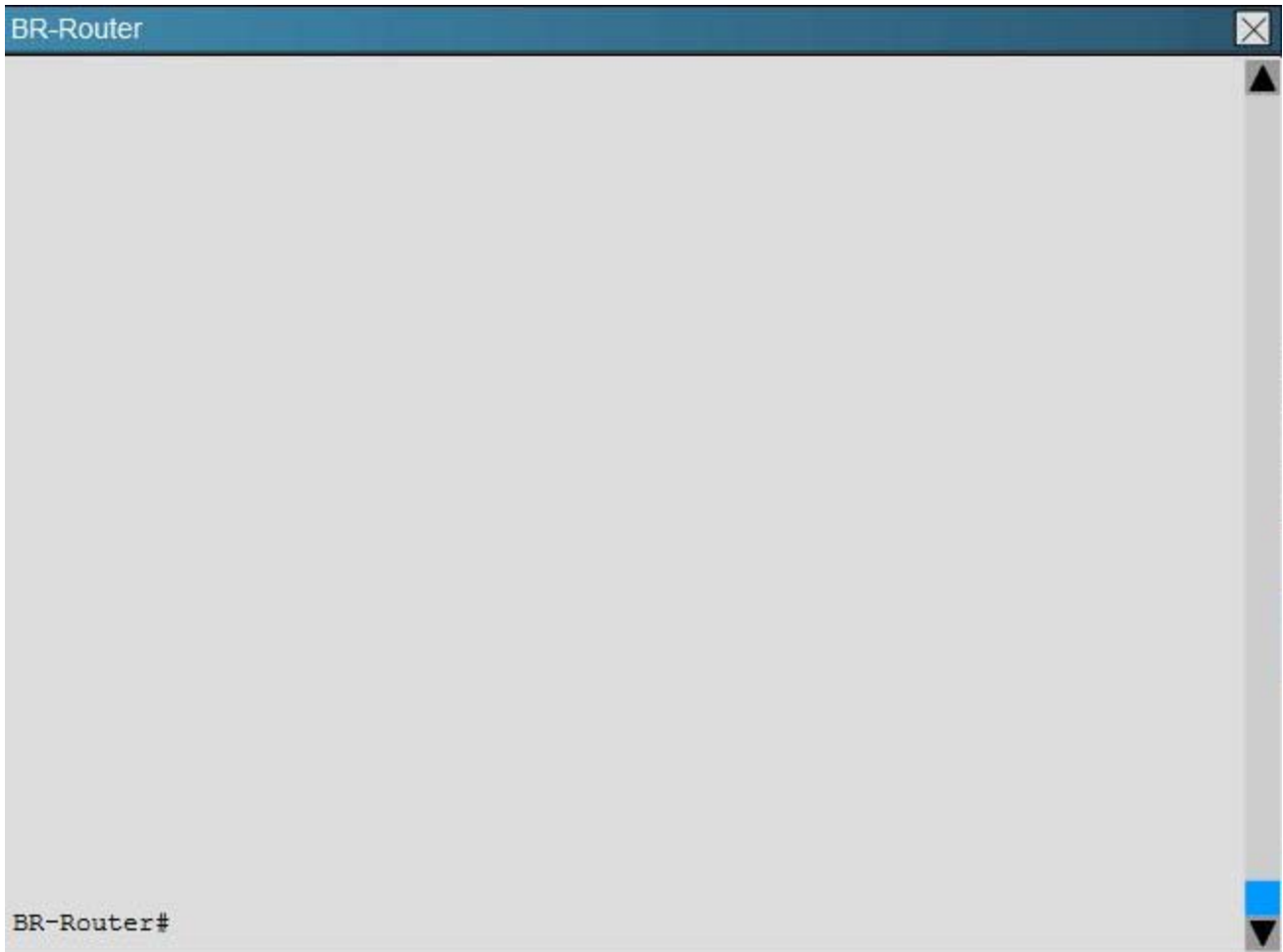
```
!  
dial-peer voice 9112 pots  
  description Emergency PSTN Calls  
  destination-pattern 9112  
  port 0/0/0:15  
  prefix 112  
!  
dial-peer voice 999 pots  
  description Emergency PSTN Calls  
  destination-pattern 9999  
  port 0/0/0:15
```

Here we can see that 911 does not actually match the configured destination patterns.

5. Use the router console to view the configuration and answer the question.







International calls are also failing. Using the router configuration supplied, why are international calls failing?

- A. Prefix should be 00
- B. The character "T" cannot be used in a Pots dial pattern
- C. The port should be 0/0/0:12
- D. The destination pattern is missing a "0"

**Answer:** A

**Explanation:**

The International dial peer configuration is shown below:

```
dial-peer voice 900 pots
description International
destination-pattern 900T
port 0/0/0:15
prefix 900
!
```

The prefix is incorrectly set to 900, not 00.