

PASSTCERT

QUESTION & ANSWER

Higher Quality
Better Service!

We offer free update service for one year
[HTTP://WWW.PASSTCERT.COM](http://www.passtcert.com)

Exam : HP0-Y35

**Title : Wireless Networks - ASE
2011 Delta Exam**

Version : Demo

1.Which sampling mechanisms are available in sFlow in A-Series switches and routers? (Select two.)

- A. packet-based
- B. packet-length-based
- C. time-based
- D. ip-protocol-based
- E. ip-source-address-based
- F. mac-address-based

Answer: A,C

2.Using HP A5800 switches, which element must be configured in all switches involved in Layer 2 remote port mirroring?

- A. remote-mirroring group
- B. mirroring-ingress port
- C. monitor-egress port
- D. remote-probe VLAN

Answer: D

3.Which roles are supported by the sFlow standard?

- A. agent and collector only
- B. probe and collector only
- C. agent, collector, and analyzer
- D. probe, collector, and analyzer


Answer: A

4.You have been asked to deploy an additional HP A-Series wireless access point in the conference room of an advertising agency. You connect to the CLI of the access controller and create an AP management template. In which view do you specify the serial number of the access point?

- A. Radio view
- B. Service Template view
- C. AP view
- D. ESS Interface view

Answer: C

5.Click the Exhibit button.



```
[AC1]
[AC1]o
[AC1]oap co
[AC1]oap co
[AC1]oap co
```

You have been asked to configure the switching engine of an HP A3000-24G PoE+ Wireless Switch. First, you log in to the CLI of the access controller and then move to the System view. You

then attempt to issue the partial command `oap co` and use the Tab key to complete it. However, the CLI does not complete the command but issues a line return instead, as shown in the exhibit.

What must you do to connect to the CLI of the switching engine?

- A. Return to the User view and then issue the command.
- B. Enter the OAP view and then issue the command.
- C. Use the CTRL+K key combination to access the CLI of the switching engine.
- D. Telnet directly to the IP address of the switching engine and issue the command.

Answer: A

6. You have been asked to deploy a guest wireless service within an A-Series solution in the reception area of a marketing firm. The clients associated with the guest service should be assigned to VLAN 10. In which view do you assign the VLAN to the wireless service?

- A. System view
- B. Service Template view
- C. VLAN Interface view
- D. ESS Interface view

Answer: D

7. Click the Exhibit button.

```
<wx5002>dir
Directory of flash:/

 0  -rw-  11797956  Apr 15 2009 05:42:16  main2.bin
 1  -rw-   2909704  Feb 13 2009 03:58:53  wxfit.bin
 2  -rw-     3580  Apr 23 2009 00:22:56  config.cfg
 3  -rw-     744  Apr 23 2009 00:22:51  system.xml
 4  -rw-   3937696  Jun 10 2009 00:25:34  wa2600_fit.bin

31750 KB total (9685 KB free)
```

You have recently upgraded the Comware of an HP A-Series Access Controller (AC). Prior to rebooting the device, you issued the `dir` command to display the contents of the flash root directory. Upon reboot, the AC does not successfully run the new version of firmware. What is the issue?

- A. The device does not have enough memory to run the new firmware.
- B. The filename of the firmware is incorrect.
- C. The new firmware is not present in the root directory.
- D. The bootware of the device requires updating as well.

Answer: B

8. Click the Exhibit button.

```
<wx5002>dir
Directory of flash:/

 0  -rw- 11797956 Apr 15 2009 05:42:16 main2.bin
 1  -rw- 2909704  Feb 13 2009 03:58:53 wxfit.bin
 2  -rw- 3580     Apr 23 2009 00:22:56 config.cfg
 3  -rw- 744     Apr 23 2009 00:22:51 system.xml
 4  -rw- 3937696 Jun 10 2009 00:25:34 wa2600_fit.bin

31750 KB total (9685 KB free)
```

A network administrator is managing an HP A-Series Wireless Access Controller at the command line interface (CLI). The administrator issues a command to view the contents of the controller flash directory. Looking at the output, which access point models can the controller boot and command to view the contents of the controller? flash directory. Looking at the output, which access point models can the controller boot and manage? (Select two.)

- A. HP WA2220-AG
- B. HP WA2612-AGN
- C. HP WA2620-AGN
- D. HP WA2610E-AGN
- E. HP WA2620E-AGN

Answer: B,C

9.What are acceptable topologies for an IRF-Stack? (Select two.)

- A. star
- B. tree
- C. daisy-chain
- D. mesh
- E. ring

Answer: C,E

10.After a MAD enabled IRF-stack splits, what happens to the part of the stack that entered Recovery state?

- A. All ports, except for the IRF-ports, BFD enabled ports, and console ports are shut down.
- B. All ports, except for the IRF-ports, LACP enabled Link aggregation groups, console ports, and manually excluded ports are shut down.
- C. All ports, except for the IRF-ports, console ports, and manually excluded ports, are shut down.
- D. All ports except for manually excluded ports are shut down.

Answer: C

11.In an IRF stack, which operational plane is centralized (in the Master) and which is distributed (among all members)?

- A. Management: centralized
Control: centralized
Forwarding: centralized
- B. Management: distributed
Control: distributed

Forwarding: distributed

C. Management: centralized

Control: distributed

Forwarding: distributed

D. Management: distributed

Control: centralized

Forwarding: distributed

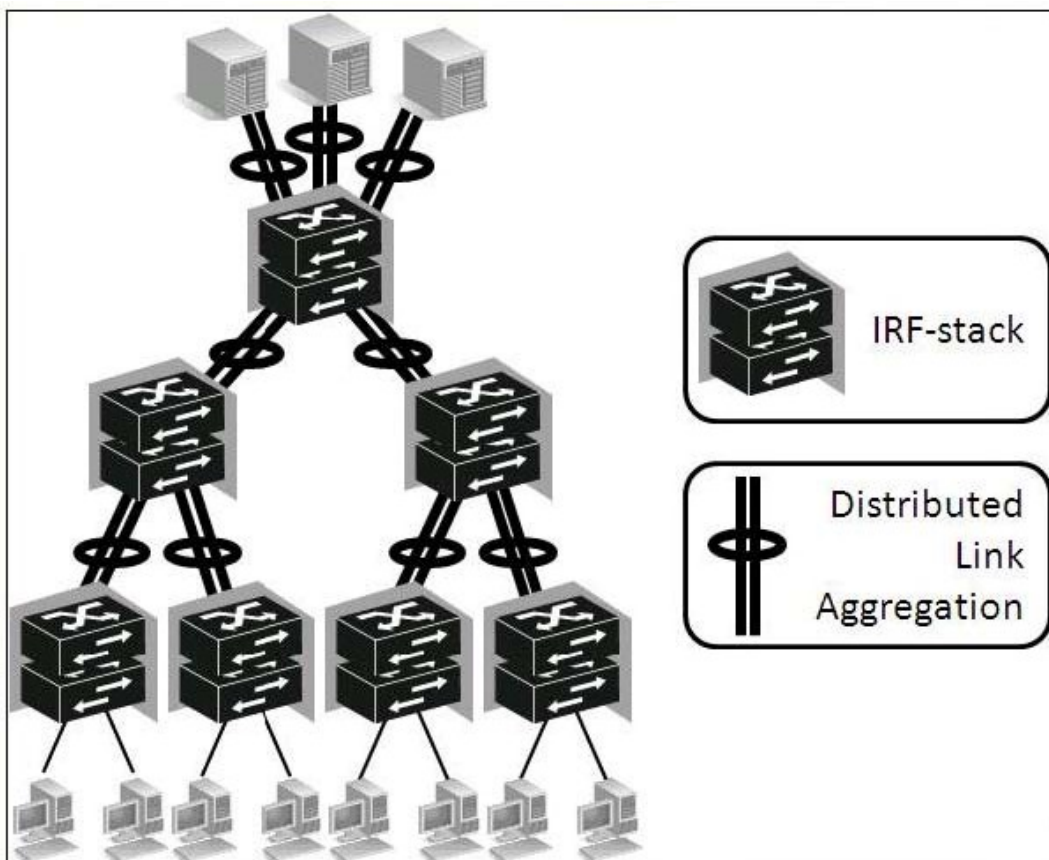
E. Management: centralized

Control: centralized

Forwarding: distributed

Answer: E

12. Click the Exhibit button.



When IRF with Distributed Link Aggregation is implemented at all layers of a LAN (Core, Aggregation, and Access), which protocols can be replaced by IRF functions? (Select two.)

A. MSTP

B. LACP

C. BFD

D. NSF/GR

E. VRRP

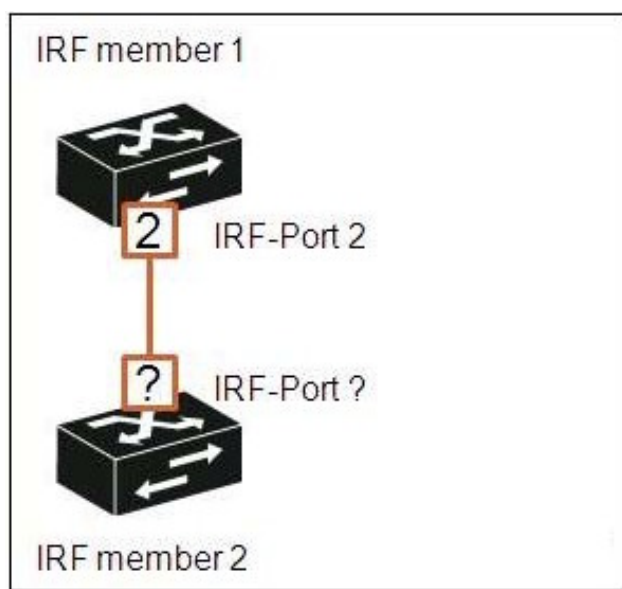
Answer: A,E

13. Which protocols/technologies can be used to implement IRF MAD? (Select two.)

- A. NSF/GR
- B. ICMP
- C. IGMP
- D. BFD
- E. LACP

Answer: D,E

14. Click the Exhibit button.



An IRF-stack is being built using HP A5800 switches, and IRF member 1 will be connected to IRF member 2 using IRF-port 2. Which IRF-port should it be connected to?

- A. 1
- B. 2
- C. 3
- D. any

Answer: A

15. Given an HP A5800 switch that is in its factory default configuration, what happens after the following command sequence? (Note: There is no save command.)
system-view
irf member 1
renumber 2
quit
reboot

- A. The IRF member ID will be 1.
- B. The IRF member ID will be 2.
- C. The IRF member ID will be assigned dynamically.
- D. The IRF member ID will be "unknown."

Answer: B